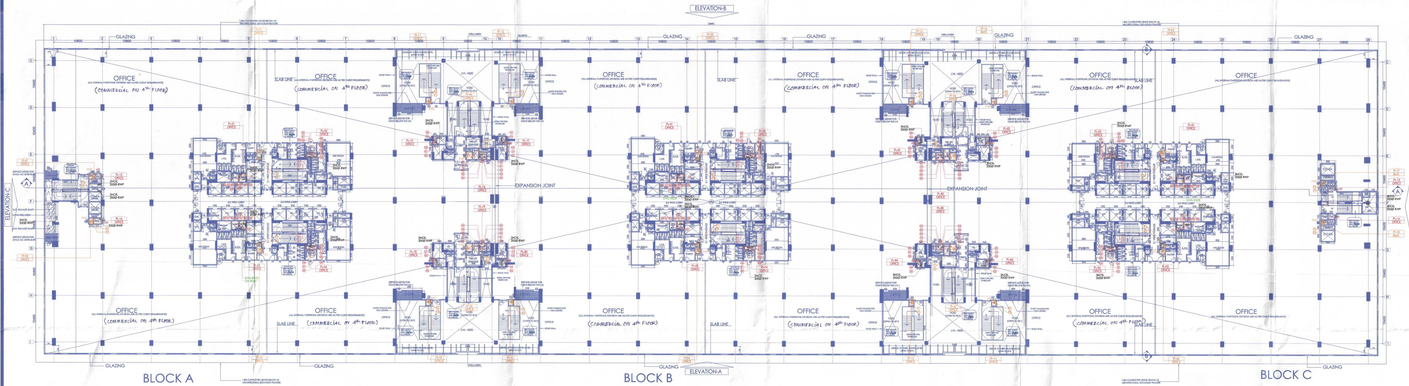

4TH,5th,7th,8th,9th&11th FLOOR PLAN (TYPICAL FLOOR)

FLOOR LEVELS	TOS	FFL
4TH FLOOR	+18125	+18200
5THFLOOR	+22525	+22600
7TH FLOOR	+31325	+31400
8TH FLOOR	+35725	+35800
9TH FLOOR	+40125	+40200
11TH FLOOR	+48925	+49000

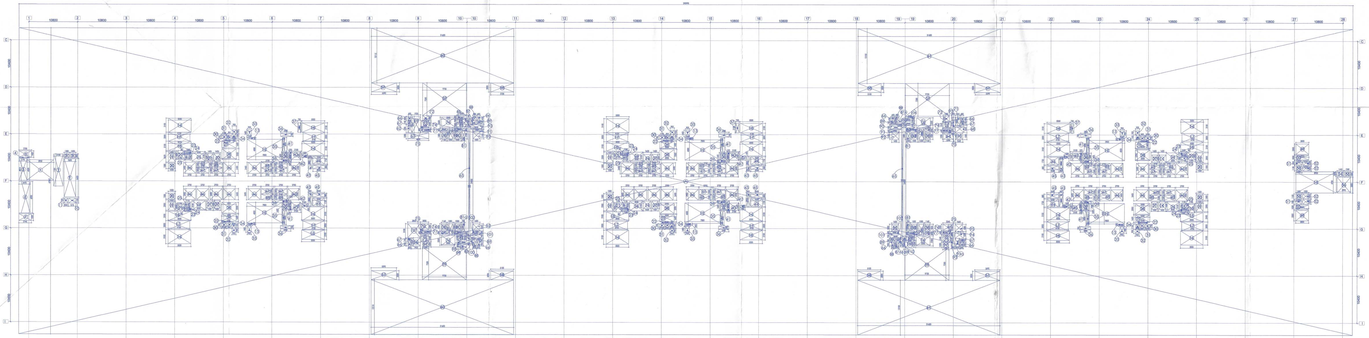

4TH,5th,7th,8th,9th&11th FLOOR PLAN (TYPICAL FLOOR)

AREA CALCULATIONS FOR TYPICAL FLOOR (4TH, 5TH,7TH,8TH,9TH&11TH FLOOR)

ADDITIONS

A	295.990	x	67.81	x	1	=	20071.08	SQ.MT
	TOTAL					=	20071.08	SQ.MT (A)

DEDUCTIONS

1	5.700	x	4.500	x	1	=	26.550	SQ.MT
2	2.100	x	7.100	x	1	=	14.910	SQ.MT
3	2.750	x	1.450	x	1	=	3.988	SQ.MT
4	1.793	x	0.050	x	1	=	0.090	SQ.MT
5	1.795	x	4.815	x	1	=	8.642	SQ.MT
6	2.475	x	6.900	x	1	=	17.078	SQ.MT
7	2.475	x	4.900	x	1	=	12.128	SQ.MT
8	1.800	x	0.850	x	2	=	3.060	SQ.MT
9	2.400	x	0.450	x	2	=	2.160	SQ.MT
10	1.075	x	1.100	x	1	=	1.183	SQ.MT
11	0.825	x	1.100	x	1	=	0.908	SQ.MT
12	7.800	x	4.500	x	1	=	210.600	SQ.MT
13	1.250	x	0.350	x	6	=	2.625	SQ.MT
14	1.625	x	1.650	x	6	=	10.725	SQ.MT
15	8.955	x	4.700	x	1	=	42.089	SQ.MT
16	5.000	x	3.700	x	2	=	185.000	SQ.MT
17	4.750	x	2.000	x	12	=	114.000	SQ.MT
18	5.000	x	2.100	x	12	=	126.000	SQ.MT
19	1.550	x	2.200	x	6	=	21.390	SQ.MT
20	1.550	x	1.300	x	6	=	12.090	SQ.MT
21	1.790	x	1.800	x	6	=	19.332	SQ.MT
22	2.050	x	0.250	x	6	=	3.075	SQ.MT
23	1.260	x	0.387	x	6	=	2.926	SQ.MT
24	1.110	x	0.263	x	6	=	1.752	SQ.MT
25	1.110	x	0.750	x	6	=	4.995	SQ.MT
26	3.050	x	2.150	x	6	=	39.345	SQ.MT
27	1.425	x	1.650	x	8	=	18.810	SQ.MT
28	3.200	x	2.350	x	6	=	45.120	SQ.MT
29	3.200	x	1.600	x	6	=	30.720	SQ.MT
30	1.100	x	0.750	x	6	=	4.950	SQ.MT
31	0.850	x	0.750	x	6	=	3.825	SQ.MT
32	0.900	x	0.900	x	6	=	4.860	SQ.MT
33	0.900	x	1.400	x	6	=	7.560	SQ.MT
34	0.800	x	1.100	x	6	=	5.280	SQ.MT
35	0.450	x	3.050	x	8	=	10.980	SQ.MT
36	2.600	x	0.750	x	5	=	10.350	SQ.MT
37	0.280	x	2.100	x	3	=	4.725	SQ.MT
38	1.300	x	1.450	x	6	=	13.662	SQ.MT
39	1.150	x	0.400	x	6	=	3.168	SQ.MT
40	2.200	x	1.650	x	6	=	21.945	SQ.MT
41	0.570	x	2.050	x	4	=	4.661	SQ.MT
42	1.200	x	0.450	x	6	=	3.240	SQ.MT
43	0.850	x	0.800	x	6	=	14.280	SQ.MT
44	2.550	x	1.720	x	6	=	26.316	SQ.MT
45	2.650	x	0.880	x	6	=	13.464	SQ.MT
46	2.700	x	2.450	x	28	=	185.220	SQ.MT
47	2.700	x	1.200	x	20	=	64.800	SQ.MT
48	2.750	x	1.250	x	20	=	68.750	SQ.MT
49	2.650	x	0.300	x	2	=	15.110	SQ.MT
50	2.850	x	1.000	x	2	=	5.700	SQ.MT
51	1.525	x	0.900	x	2	=	2.385	SQ.MT
52	1.325	x	1.025	x	4	=	5.433	SQ.MT
53	1.225	x	1.150	x	2	=	3.048	SQ.MT
54	1.445	x	1.000	x	1	=	1.445	SQ.MT
55	1.345	x	1.200	x	1	=	1.614	SQ.MT
56	2.990	x	3.500	x	1	=	10.465	SQ.MT
57	5.290	x	2.000	x	4	=	44.720	SQ.MT
58	5.100	x	2.000	x	4	=	40.800	SQ.MT
59	9.755	x	7.350	x	4	=	282.895	SQ.MT
60	31.600	x	12.115	x	2	=	765.668	SQ.MT
61	31.600	x	12.105	x	2	=	765.036	SQ.MT
62	0.900	x	1.750	x	1	=	1.575	SQ.MT
63	9.665	x	1.850	x	2	=	6.317	SQ.MT
64	2.245	x	1.350	x	2	=	4.062	SQ.MT
65	24.000	x	0.300	x	8	=	14.400	SQ.MT
66	0.600	x	0.900	x	8	=	4.320	SQ.MT
67	0.700	x	0.745	x	4	=	2.084	SQ.MT
68	1.905	x	1.550	x	1	=	2.953	SQ.MT
69	1.905	x	3.595	x	1	=	6.848	SQ.MT
70	1.800	x	1.350	x	1	=	2.430	SQ.MT
71	1.200	x	1.200	x	1	=	1.440	SQ.MT
72	2.350	x	1.275	x	2	=	5.242	SQ.MT
73	1.600	x	1.600	x	2	=	5.120	SQ.MT
74	2.550	x	0.455	x	4	=	5.810	SQ.MT
75	0.250	x	0.600	x	4	=	0.600	SQ.MT
76	2.050	x	2.250	x	4	=	37.400	SQ.MT
77	1.160	x	0.600	x	4	=	2.784	SQ.MT
78	1.160	x	1.858	x	4	=	4.993	SQ.MT
79	1.200	x	2.305	x	4	=	11.064	SQ.MT
80	1.005	x	1.500	x	4	=	9.030	SQ.MT
81	0.750	x	1.500	x	5	=	5.625	SQ.MT
81a	0.750	x	1.700	x	1	=	1.275	SQ.MT
82	2.455	x	0.605	x	4	=	5.941	SQ.MT
83	1.855	x	1.050	x	3	=	5.843	SQ.MT
84	1.750	x	0.950	x	1	=	1.663	SQ.MT
85	2.045	x	0.600	x	1	=	1.227	SQ.MT
86	1.100	x	1.945	x	1	=	2.140	SQ.MT
87	1.200	x	0.745	x	2	=	2.268	SQ.MT
87a	1.200	x	0.745	x	2	=	1.788	SQ.MT
88	0.800	x	0.700	x	4	=	2.800	SQ.MT
89	0.850	x	0.745	x	4	=	2.533	SQ.MT
90	1.250	x	0.950	x	2	=	4.275	SQ.MT
91	1.850	x	0.600	x	2	=	2.220	SQ.MT
92	1.400	x	1.550	x	2	=	9.920	SQ.MT
93	0.890	x	0.145	x	2	=	5.598	SQ.MT
93a	1.615	x	1.845	x	1	=	1.873	SQ.MT
94	1.915	x	1.550	x	1	=	2.968	SQ.MT
95	1.445	x	1.550	x	1	=	2.581	SQ.MT
96	1.905	x	1.845	x	1	=	3.515	SQ.MT
97	1.200	x	1.200	x	1	=	3.120	SQ.MT
98	2.850	x	0.950	x	1	=	2.708	SQ.MT
99	1.200	x	0.600	x	1	=	1.521	SQ.MT
100	2.045	x	0.995	x	1	=	1.017	SQ.MT
101	2.250	x	0.950	x	2	=	4.275	SQ.MT
102	1.850	x	0.600	x	2	=	2.220	SQ.MT
103	1.660	x	1.550	x	1	=	2.573	SQ.MT
104	2.950	x	0.995	x	1	=	2.935	SQ.MT
105	2.855	x	0.950	x	1	=	2.712	SQ.MT
106	2.050	x	0.600	x	1	=	1.230	SQ.MT
107	2.805	x	3.100	x	1	=	8.696	SQ.MT
108	2.045	x	1.550	x	1	=	3.170	SQ.MT
109	0.505	x	0.950	x	1	=	0.480	SQ.MT
110	0.800	x	0.995	x	1	=	0.796	SQ.MT
	TOTAL					=	3633.663	SQ.MT (B)

AREA OF TYPICAL FLOOR (4TH, 5TH,7TH,8TH,9TH&11TH FLOOR) (A)-(B) = 14437.418 SQ.MT (C)

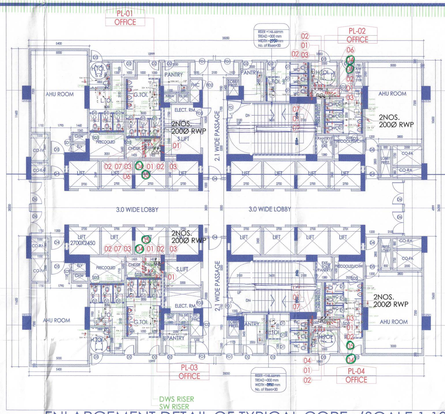

ENLARGEMENT DETAIL OF TYPICAL CORE (SCALE 1:100)

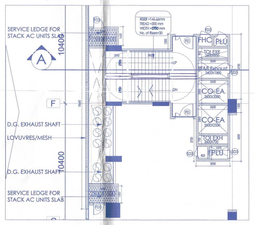

ENLARGEMENT DETAIL OF STAIRCASE CORE IN BLOCK-A

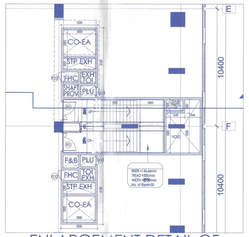

ENLARGEMENT DETAIL OF STAIRCASE CORE IN BLOCK-C

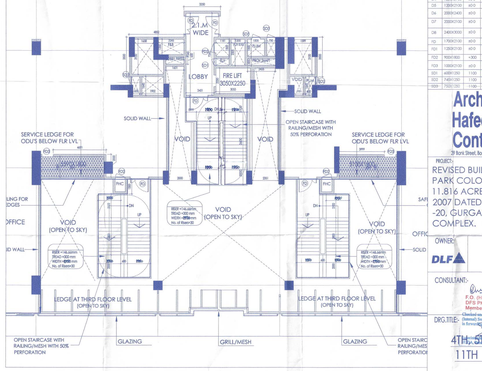

ENLARGEMENT DETAIL OF CORE BETWEEN BLOCK A&B & BETWEEN BLOCK B & C

PLUMBING LEGENDS :

- SWR STK (PIPE)
- SVP (PIPE)
- RWP (PIPE)
- VENT PIPE
- SHR CH VALVE
- SHR CH VALVE
- A = SOIL PIPE
- WP = WASTE PIPE
- RWP = RAIN WATER PIPE
- R = FLOOR TRAP
- FD = FLOOR DRAINING
- VP = VENT PIPE
- SV = ACCESS DOOR
- CWS = DOMESTIC WATER SUPPLY
- HWS = HOT WATER SUPPLY
- WSS = SOLAR WATER SUPPLY

DETAIL OF PIPE CONNECTIONS

FROM FF TO SHOWER, WASH WATER PIPE FROM FF TO SINK & WASH BASIN PIPE FROM WC WASTE TO STACK PIPE FROM BIB WASTE TO FF WASTE PIPE

FD = 100Ø SWS WITH GRATE WASTE PIPE
SV = 300Ø SPRINKLER DRAIN TYPE

DOOR SCHEDULE

TYPE	OPENING SIZE	CILL	LINTEL	REMARKS
D1	900x2100	+225	+2250	SLIDING TOILET DOOR (SINGLE LEAF)
D2	900x2100	+225	+2250	PANIKTOILET DOOR (SINGLE LEAF)
D3	1050x2100	+225	+2250	RAISED PATH DOOR (SINGLE LEAF)
D4	1200X2100	+225	+2250	LIFT LOBBY DOOR (SINGLE LEAF)
D5	2850X2100	+225	+2250	DOOR FOR ENTRANCE LOBBY (SINGLE LEAF)
D6	2800X2400	+225	+2400	SLIDING DOOR FOR ENTRANCE LOBBY (DOUBLE LEAF)
D7	2850X2100	+225	+2250	DOOR FOR LIFT CORE (DOUBLE LEAF)
D8	3400X3000	+225	+3000	GLASS DOOR ENTRANCE HALL/LATRIUM (DOUBLE LEAF)
D9	1700X2100	+225	+2250	DOOR FOR COMMON TOILET FOR PERSONS WITH DISABILITY
D10	1050X2100	+225	+2250	DOOR FOR COMMON TOILET FOR DOOR FOR CLEANING AND MAINTENANCE STAFF (DOUBLE LEAF)
D12	9000X3000	+300	+3150	FIRE DOOR
D13	1800X2100	+225	+2250	DOOR FOR ELECTRICAL ROOM (SINGLE LEAF)
D14	4400X1200	1100	+2300	(LOUVER AND MESH)
D15	4400X1200	1100	+2300	DG ROOM
D16	7400X1200	1100	+2300	TRANSFORMER
D17	7200X1200	1100	+2300	PUMPING CHAMBER, PRECOOLING CHAMBER

DRG NO. SS-P-105

KEY PLAN



NOTES

This development have been conceived, designed and drafted on basis of the following parameters:

1. All toilets will be mechanically ventilated. Conditioned air from the office floor will be sucked in to the toilets and vented out through a vent shaft.
2. Basement will be artificially ventilated.
3. All spaces (parking basement, service basement ect) will be artificially lit. Any natural light which is available in the office spaces is only incidental and not essential for the functioning of the buildings.
4. 100% standby generating capacity will be provided for the entire electrical requirement of the total scheme. This therefore includes standby generation for all common services, fire services, lifts etc. and also the entire electrical load for ventilation & air-conditioning lights and all office equipment.
5. This building will be sprinkled as per NBC norms.
6. partition/ modifications for interior space/ layout and toilet block addition and alteration shall be as per client request/ requirements of subtle area of four plate

Architect Hafeez Contractor

5, Bora Street, Bombay 400 023. tel:3667730

PROJECT:

REVISED BUILDING PLAN OF CYBER PARK COLONY AREA MEASURING 11.816 ACRES (LICENCE NO.180 OF 2007 DATED 02.05.2007) IN SECTOR -20, GURGAON MANESAR URBAN COMPLEX.

OWNER: M/S DLF CYBER CITY DEVELOPERS LTD.

CONSULTANT:

DRG.TITLE: 4TH, 5TH, 7TH TO 9TH & 11TH FLOOR PLAN

REVISION	JOB NO:-	DRG NO:- SS-P-105	NORTH
	SCALE:- 1:250	DATE:- 21/08/2017	
FILE:-	DEALT BY:-	CHECKED BY:-	APPROVED BY:-

SIGNATURE & SEAL OF ARCHITECT:-

SIGNATURE & SEAL OF OWNER:-